

LACANCHE HOODS





LH1600 Armor Hood with
9 1/2" Stainless Duct Cover

Nouveau du Lacanche Hoods

Art Culinaire, importer and sole distributor of Lacanche ranges in the USA, is pleased to announce the introduction of Lacanche hoods. These handcrafted hoods are designed to deliver optimal performance while providing an aesthetic harmony with both Classic and Moderne Lacanche ranges. The corresponding range and hood makes a seamless statement, drawing your eyes from floor to ceiling.


In the heritage of Lacanche high-performance ranges, the body panels are produced using a galvanized sheet metal for strength and durability. The Lacanche hoods are built to last, offering years of service and professional performance. A deliberately simple design allows for a timeless aesthetic while offering easy operation and maintenance. These hoods have been offered around the world for decades and are enjoyed by respected chefs and cooking enthusiasts alike.

The hood body panels are made of a powder-coated sheet metal for durability. The colorful nature of the Lacanche Ranges can be carried over to the hoods as well. To achieve a color match, portions of the hoods are powder-coated in a similar process as the ranges (not offered in shiny black). The size of hood is built to encompass the complete ventilation capture area ideal for your range. The wrap-around lip at the bottom of the hood is made of stainless steel trim pieces. Duct covers come standard as stainless steel. There is also an option to color match with the range color for an additional fee (some exclusions apply-see page 13). Duct covers are adjustable (from 2 1/2" to 39 3/8") based on the ceiling height.

Lacanche Hoods

- High performance with classic style and elegance.
- Comes with a USA made blower insert that is specified for each Lacanche hood model.
- Unique sloped stainless steel lip creates a funnel for efficient emission extraction.
- Duct covers come standard as stainless steel. There is also an option to color match with the range color for an additional fee (exception shiny black).
- Downdraft & recirculating systems are not supported.
- Not compatible for island install due to being wall mounted.
- Each Lacanche Hood model is designed to be paired with one of the 8 range model widths, to satisfy the optimum factory range ventilation specifications.

Scan this QR code for more detailed information about hoods and duct covers on the Art Culinaire website.



Importance of Ventilation

Range hoods add elegance to kitchens, but they also provide the following benefits:

- Removes excess heat, steam, vapors, odors, and airborne particles
- Reduces mold and bacteria build-up on cooking areas
- Prevents cabinet damage by reducing grease build-up
- Decreases mildew, peeling, and discoloration of wall finishes
- Gives you the freedom to cook what you want, without concerns about lingering cooking odors

For more ventilation information and specifications for our range models, please visit our website and search under “Ventilation Guidelines.” Please also consult the ventilation guidelines designed to meet building codes nationwide.

Selecting a Hood

When selecting a range hood, there are many important elements to consider before making a decision. Our sales staff can guide you through the process of selecting the right hood for your ventilation needs.

We take into consideration your space, your range size and the BTU's of your entire range. We also can provide your install team with helpful videos and written materials.

Vapors do NOT rise in a straight column - they flare out as they rise. A canopy wider than the range is essential to proper venting. The “optimum” hood dimension is actually wider than the range width and as deep as the tabletop of range - known as the “capture area” of the hood canopy. Lacanche hoods are designed to be four inches (100mm) wider than the range at each side. Each hood is matched/paired to specific range model widths to help simplify/streamline the order process.

Choosing the correct duct cover size is dependent on your ceiling height and height of range. The photo to the right shows a hood install with high ceilings. Please see chart to the left to determine duct cover size you will need. There is also an option to color match the duct cover with the hood body color for an additional fee. Please consult your salesperson.

Ceiling Height Range @ 36"	Duct Cover Height	Adjustment Range
97 1/4" - 104 3/8"	250mm (9 7/8")	2 1/2" - 9 5/8"
104 5/8" - 114 1/4"	500mm (19 11/16")	9 7/8" - 19 1/2"
114 7/16" - 124 1/16"	750mm (29 1/2")	19 11/16" - 29 11/32"
124 1/4" - 133 15/16"	1000mm (39 3/8")	29 1/2" - 39 3/16"

Model	Width
LH900	35 7/16"
LH1100	43 5/16"
LH1200	47 1/4"
LH1300	51 3/16"
LH1600	63"
LH1700	66 15/16"
LH2000	78 3/4"
LH2400	94 1/2"



- Hood Duct Cover**
Comes standard with stainless steel. Upon request, color matched duct cover available, adjustable height.
- Hood Body**
Face and side panel in stainless steel or powder-coated
- Stainless Steel Hood Lip**
Only available in stainless steel



LH1600 Anthracite Hood,
Range height 36", Ceiling height 8'11"
Hood Mounting Height 30"
29 1/2" Stainless Steel Duct Cover


Range Hood Models

Lacanche hoods come in 8 sizes to fit your range specifications. Our knowledgeable sales team can assist you in selecting the hood that meets your ventilation needs. The hoods come standard in matte black with a 250mm duct cover. For additional color options see page 13. The total hood cost will be the "starting at" price plus hood insert, duct cover, and color choice.

Matte Black Hood Canopy w/250 mm Duct Cover	No additional fee
*Premium Color Finishes	\$350 Hood/\$250 Duct Cover (see page 13)
*Duct Cover Extended Height	250mm-no add'l cost, 500mm-\$250, 750mm-\$300, 1,000mm-\$350 (see page 2 for more details)

#LH900 Starting at \$3,000*

For Cormatin & Rully Ranges - 27 9/16" (700mm)



Dimensions of LH900 Hood: 35 7/16" length x 22 3/4" height x 29 1/2" depth		
Hood Insert Options	CFM Maximum	*Price
MAV-PSL900	450	\$2,900
Shipping: Sea freight quoted at time of order	Air freight available upon request	
Lead Time: 5-6 months from order confirmation to delivery		

#LH1100 Starting at \$3,150*

For Bussy & Beaune Ranges - 35 7/16" (900mm)



Dimensions of LH1100 Hood: 43 5/16" length x 22 3/4" height- 29 1/2" depth		
Hood Insert Options	CFM Maximum	*Price
MAV-PSL1100	600	\$3,000
Shipping: Sea freight quoted at time of order	Air freight available upon request	
Lead Time: 5-6 months from order confirmation to delivery		

#LH1200 Starting at \$3,350*
 For Cluny, Chagny, Volnay or Vougeot Ranges - 39 3/8" (1000mm)



Dimensions of LH1200: 47 1/4" length x 22 3/4" height- 29 1/2" depth		
Hood Insert Options	CFM Maximum	*Price
MAV-PSL1100	600	\$2,940
VAH-BH228LD	600	\$2,000
VAH-M28SLD	625 or 1015	\$1,450/\$2,000
Shipping: Sea freight quoted at time of order		Air freight available upon request
Lead Time: 5-6 months from order confirmation to delivery		

#LH1300 Starting at \$3,395*
 For Chambertin, Chassagne, Saulieu & Savigny Ranges - 43 1/2" (1105mm)



Dimensions of LH1300: 51 3/16" length x 22 3/4" height x 29 1/2" depth		
Hood Insert Options	CFM Maximum	*Price
MAV-PSL1300	600	\$3,325
VAH-BH228SLD	600	\$2,000
VAH-M28SLD	625 or 1015	\$1,450/\$2,000
Shipping: Sea freight quoted at time of order		Air freight available upon request
Lead Time: 5-6 months from order confirmation to delivery		

MAV=Modern-Aire Brand Inserts, VAH=Vent-A-Hood Brand Inserts
 *625 CFM is for the single motor, and the 1015 CFM is for the dual motor.
 Modern-Aire inserts/liners are custom made for each Lacanche hood with adjustable higher CFM rate options for each insert, which explains their higher price compared to other insert manufacturers.

#LH1600Starting at \$3,675*
 For Cluny 1400, Chagny 1400 & Sully Ranges - 55 5/16" (1405mm)



Dimensions of LH1600 Hood: 63" length x 22 3/4" height x 29 1/2" depth		
Hood Insert Options	CFM Maximum	*Price
MAV-PSL1700	1200	\$5,350
VAH-BH234SLD	600	\$2,000
VAH-M34SLD	625 or 1015	\$1,400/\$2,000
Shipping: Sea freight quoted at time of order		Air freight available upon request
Lead Time: 5-6 months from order confirmation to delivery		

#LH1700Starting at \$3,785*
 Fontenay & Citeaux Ranges - 59 1/4" (1505mm)



Dimensions of LH1700: 66 15/16" length x 22 3/4" height x 29 1/2" depth		
Hood Insert Options	CFM Maximum	*Price
MAV-PSL1700	1200	\$5,350
VAH-BH240SLD	600	\$2,200
VAH-M40SLD	625 or 1015	\$1,550/\$2,100
Shipping: Sea freight quoted at time of order		Air freight available upon request
Lead Time: 5-6 months from order confirmation to delivery		

Hood pricing is subject to change.

#LH2000 Starting at \$4,325*
 For Cluny 1800, Chagny 1800 & Sully 1800 Ranges - 71 1/16" (1805mm)



Dimensions of LH2000: 78 3/4" length x 22 3/4" height x 29 1/2" depth		
Hood Insert Options	CFM Maximum	*Price
MAV-PSL2000	1500	\$7,000
VAH-BH346SLD	900	\$2,950
VAH-M46SLD	625 or 1015	\$1,775/\$2,300
Shipping: Sea freight quoted at time of order		Air freight available upon request
Lead Time: 5-6 months from order confirmation to delivery		

#LH2400 Starting at \$5,450*
 For Sully 2200, Ranges - 86 13/16" (2205mm)



Dimensions of LH2400: 94 1/2" length x 22 3/4" height x 29 1/2" depth		
Hood Insert Options	CFM Maximum	*Price
MAV-PSL2400	1800	\$8,000
VAH-BH346SLD	900	\$2,950
VAH-M46SLD	625 or 1015	\$1,775/\$2,300
Shipping: Sea freight quoted at time of order		Air freight available upon request
Lead Time: 5-6 months from order confirmation to delivery		

*MAV=Modern-Aire Brand Inserts, VAH=Vent-A-Hood Brand Inserts
 *625 CFM is for the single motor, and the 1015 CFM is for the dual motor.
 Modern-Aire inserts/liners are custom made for each Lacanche hood with adjustable higher CFM rate options for each insert, which explains their higher price compared to other insert manufacturers.*



LH1700 Ardoise Hood
Range Height: 36"
Hood Mounting Height 33"
29 1/2" Color Matching Ardoise Duct Cover

Hood Insert Options


Art Culinaire has specified Vent-A-Hood and Modern-Aire inserts to be used in conjunction with the Lacanche Hoods for use in the US. Both brands are made in the USA with a long standing reputation of providing outstanding ventilation solutions for decades.



Vent-A-Hood® Insert

For Range Size: 43 1/2" to 86 13/16"

Vent-A-Hood manufactured the first home range hood more than 89 years ago. Since then, Vent-A-Hood has pursued excellence in kitchen ventilation, always seeking to push the limits of performance, aesthetics, reliability, and safety. Custom builders, kitchen designers and homeowners love the craftsmanship and quality of the products.



The Factory has fabricated custom insert panel group openings matched to standard Vent-A-Hood made inserts. The warranty for Vent-A-Hood® Premier Magic Lung® products is five years on parts and one year on labor from the date of purchase to the original owner. Please see <https://ventahood.com/index.php/support/warranty> for what warranty doesn't cover.



Modern-Aire Insert

For Range Size: 27 9/16" to 39 3/8"

Just like Art Culinaire and Lacanche, Moderne-Aire is a family based business. Since 1956, they have been solely dedicated to provide exceptional ventilation meeting all the UL requirements. They understand the changing needs of ventilations depending on home builds and corresponding requirements. Modern-Aire has worked in partnership with us to custom fabricate a blower insert that meets all the UL ratings and works seamlessly with Lacanche Hoods.



Should any problems arise with your Modern-Aire blower insert, please contact Moderne-Aire directly and they will be happy to assist you. Their warranty consists of 3 years parts and 3 years labor from the date of purchase. <https://moderneaire.com/>

Backsplash and Pot/Utensil Rail

By popular request, Art Culinaire now offers corresponding stainless steel backsplash and pot/utensil rail that compliments both range and hood. Stainless steel backsplashes are known for their durability, versatility, and easy maintenance. The pot rail assures all your favorite culinary cookware and tools are with an easy reach and contributes to the overall design of your kitchen.

The backsplash is designed to protect the wall between the range and hood. The stainless steel is bonded to a hardboard backer for structural rigidity. Stainless steel is considered to be a timeless, neutral material and versatile enough to grace a modern or traditional look. It is resistant to stains, heat, and water and is easy to care for.

Style	For Range Model	Height	Price
LCHD 700	Cormatin, Rully	950 mm/37.4"	\$650
LCHD 900	Bussy, Beaune	950 mm/37.4"	\$725
LCHD 1000	Cluny, Chagny, Vougeot, Volnay	950 mm/37.4"	\$775
LCHD 1100	Chassagne, Chambertin, Saulieu, Savigny	950 mm/37.4"	\$850
LCHD 1400	Sully	950 mm/37.4"	\$1,050
LCHD 1500	Fontenay, Cîteaux	950 mm/37.4"	\$1,100
LCHD 1800	Chagny 1800, Sully 1800	950 mm/37.4"	\$1,400
LCHD 2200	Sully 2200	950 mm/37.4"	\$1,550



General Information

Lacanche hoods are approved for use in a residential installation. Please verify code compliance with local authorities before installing a custom hood, as codes and permits vary among states and municipalities.

Ordering Process

Because each hood is custom built, a 40% non-refundable deposit is required at the time the order is placed. Customer may be liable for additional charges if changes are made after their order has been registered with the factory. The balance is due when the hood is released from the factory for shipment. Review sales order for exact details.

- SEA FREIGHT - See website or contact your sales rep for current lead times.
- AIR FREIGHT - Reduces lead time by approximately one month.

Shipping & Installing

Lacanche Hoods are shipped from France to an Art Culinaire facility in the US. Shipping charges include air or sea freight, crating, insurance, customs and lift gate delivery to a flat area (driveway or sidewalk). Generally, Lacanche products are installed by the project's General Contractor or a local installation provider. In some regions, Art Culinaire can provide referrals to local service providers, upon request*. Art Culinaire does not offer installation services. When installing Lacanche products all local codes and regulations should be followed. Please consult a 3rd party HVAC specialist as needed.

Hood Warranty (excluding insert)

Art Culinaire believes in the durability of each Lacanche hood. The service warranty supports the current product owner and guarantees their hood is free of manufacturing defects in materials and workmanship for a period of 3 years from the final product delivery. Liability shall be limited to replacement of defective parts and corresponding labor required within the warranty period.

Vent-A-Hood: Insert

The warranty for Vent-A-Hood® products is 5 years on parts and 1 year on labor from the date of purchase to the original owner. To make a warranty claim, please contact the dealer from which you purchased the hood, or contact the distributor for your area. It is not necessary to register your product directly with us. For more info see ventahood.com/index.php/support/warranty or call 1-800-331-2492.

Modern-Aire Insert

Should any problems arise with your insert, please contact Modern-Aire directly. The Modern-Aire warranty consists of 3 years parts and 3 years labor from the date of purchase. For more information on warranty please see modernaire.com/contact-us/ or call 1-818-765-9870.

Service and Parts

If you experience an issue with your hood within the warranty period, please contact Art Culinaire Support Team so that we can approve all repairs and issue any necessary parts. For service questions please visit our website at frenchranges.com/support or contact us at 1-888-222-2930 or support@frenchranges.com. For service on inserts call either Vent-A-Hood or Modern-Aire.

Hood Care

Use sponge with soapy solution and [non-ammonia] window cleaner for the hood body. Never use abrasive cleaners. The stainless steel parts can be cleaned with hot soapy water or any other neutral, non-abrasive detergent, or product such as Zep. Do not use a steam cleaner on the hood or motor/blower section.

**Questions regarding installation, service, or warranty (excluding inserts)
please email support@frenchranges.com or call 1-888-222-2930.**

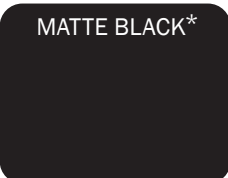


LH1300 Ivory Hood Range
Range height: 36", Ceiling Height: 12'
Hood Mounting Height: 35"
9 7/8" Duct Cover
(shown with Lacanche Backsplash)

Premium Colors



SIGNATURE



Note:

Powder-coated color chips are not available at this time.
The hood body colors correspond with the range colors.

*Signature Matte Black: No additional premium charge.

Shiny Black & Custom Color matching is not available.

LACANCHE

SEATTLE AREA SHOWROOM

1701 1st Street
Snohomish, WA 98290

NEW YORK CITY SHOWROOM

1133 Broadway, Suite 203
(@26th & Broadway)
New York, NY 10010

LOS ANGELES AREA SHOWROOM

2823 Pico Blvd.
Santa Monica, CA 90405

*All locations open by appointment only.
Please call us at 1-800-570-2433.*



frenchranges.com
@lacanche.usa