

# *Fourneau*

## «*Vougeot - Volnay*»

### ***SPECIFICATIONS***

**WARNING:** If the information in this manual is not followed exactly, a fire or explosion may result causing property damage, personal injury or death.

- Do not store or use gasoline or other flammable vapors and liquids in the vicinity of this or any other appliance.
- **WHAT TO DO IF YOU SMELL GAS.**
  - Do not try to light any appliance.
  - Do not touch any electrical switch.
  - Do not use any phone in your building.
  - Immediately call your gas supplier from a neighbor's phone. Follow the gas supplier's instructions.
  - If you cannot reach your gas supplier, call the fire department.
- Installation and service must be performed by a qualified installer, service agency or the gas supplier.



**WARNING:**  
**THIS RANGE CAN TIP**  
**INJURY TO PERSONS COULD RESULT**  
**INSTALL ANTI-TIP DEVICE PACKED**  
**WITH RANGE**  
**SEE INSTALLATION INSTRUCTIONS**





# SPECIFICATIONS VOUGEOT - VOLNAY

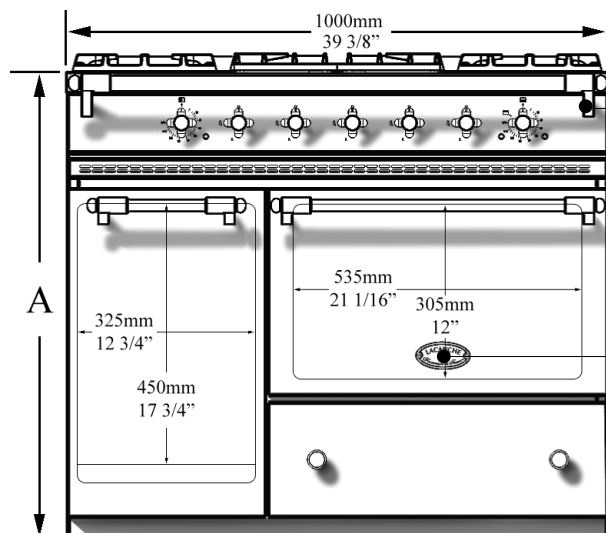


Fig. 1

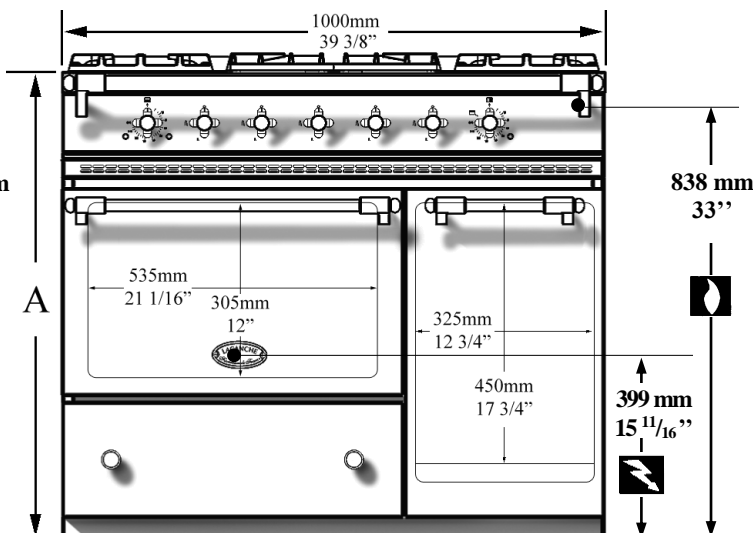


Fig. 2

The range Height is adjustable:  
Refer to the RANGE HEIGHT TABLE

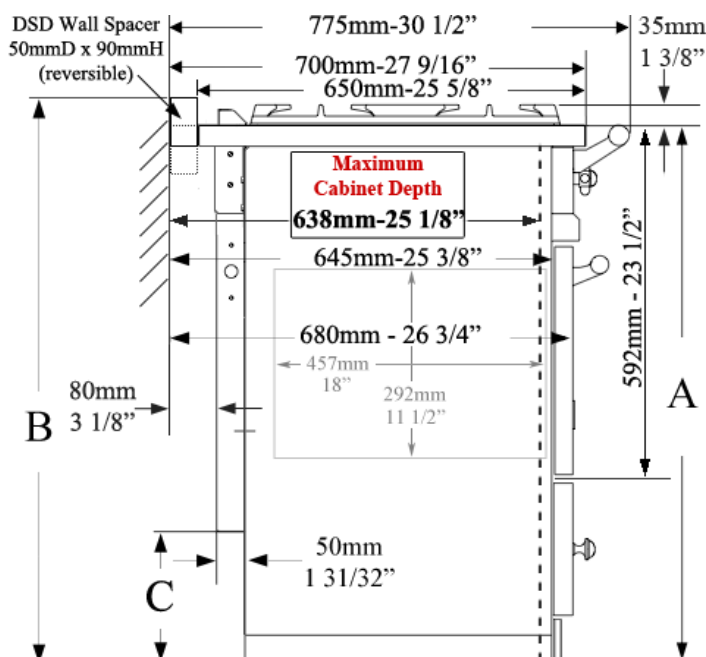


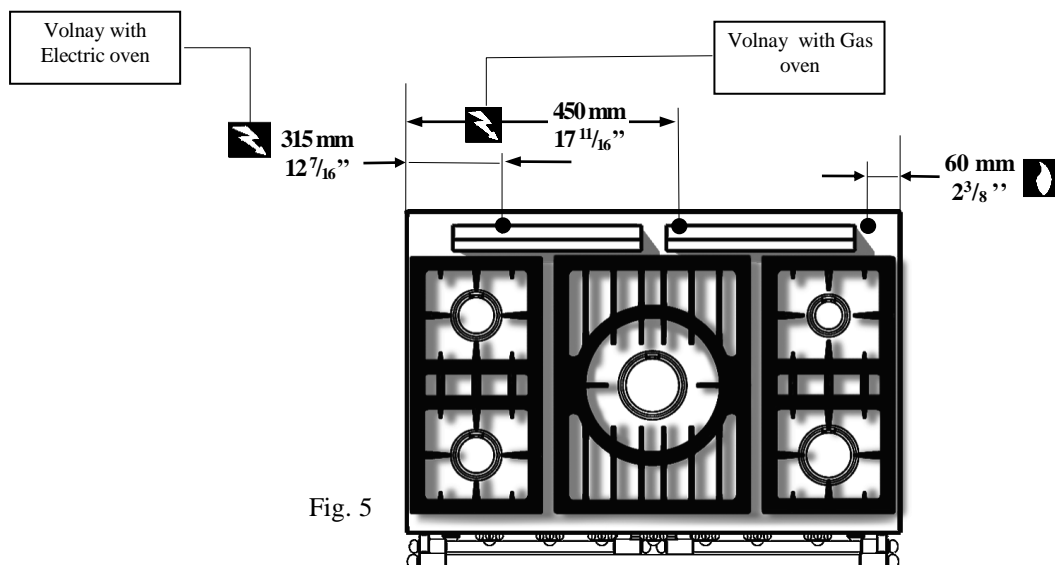
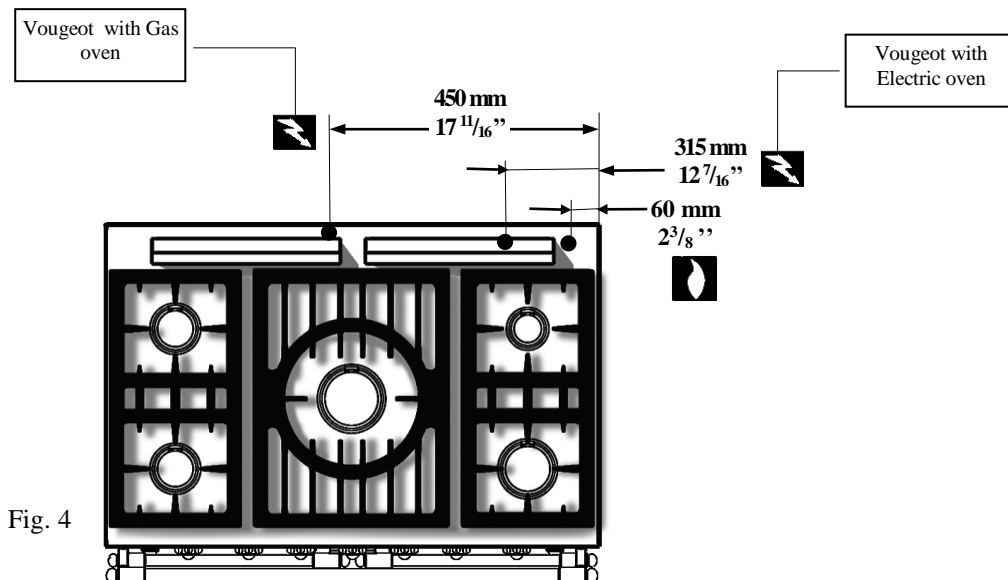
Fig. 3

RANGE HEIGHT TABLE			
The default range height of 35 3/8" will adjust to the standard countertop height of 36" using the included extended leveling feet provided (to a maximum height of 36 1/2")			
Range Height:	A	B	C
Default	900mm – 35 3/8" (Max 36 1/2")	950mm – 37 3/8"	215mm – 8 7/16"
Optional	930mm – 36 5/8" (Max 37 3/4")	980mm – 38 9/16"	245mm – 9 5/8"
All final range height dimensions are variable with the use of the adjustable range feet. Maximum added height for the Roller Feet: 16mm - 5/8", Extended Leveling Feet : 30mm – 1 3/16"			

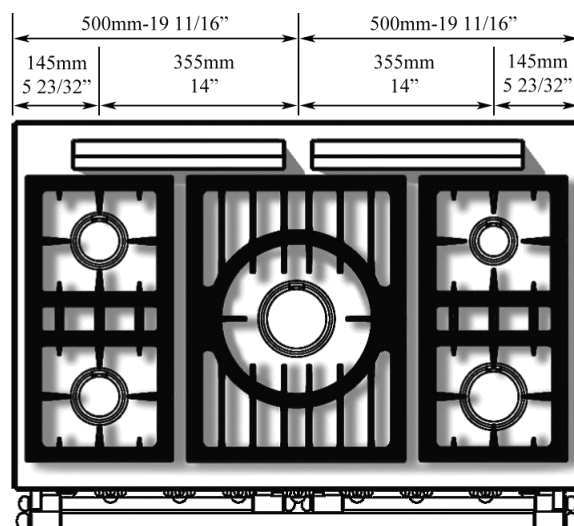
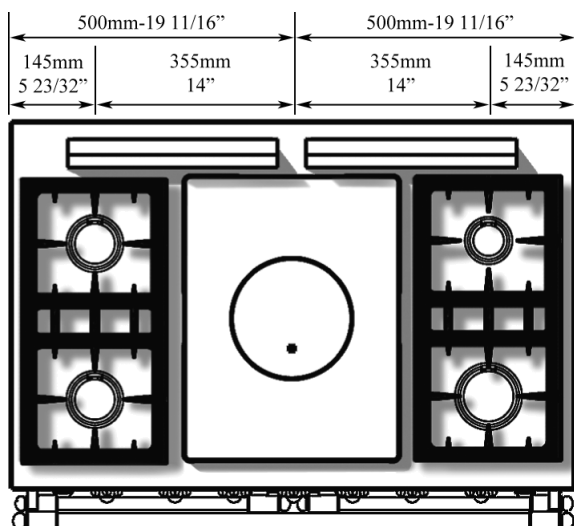


# SPECIFICATIONS

## VOUGEOT - VOLNAY



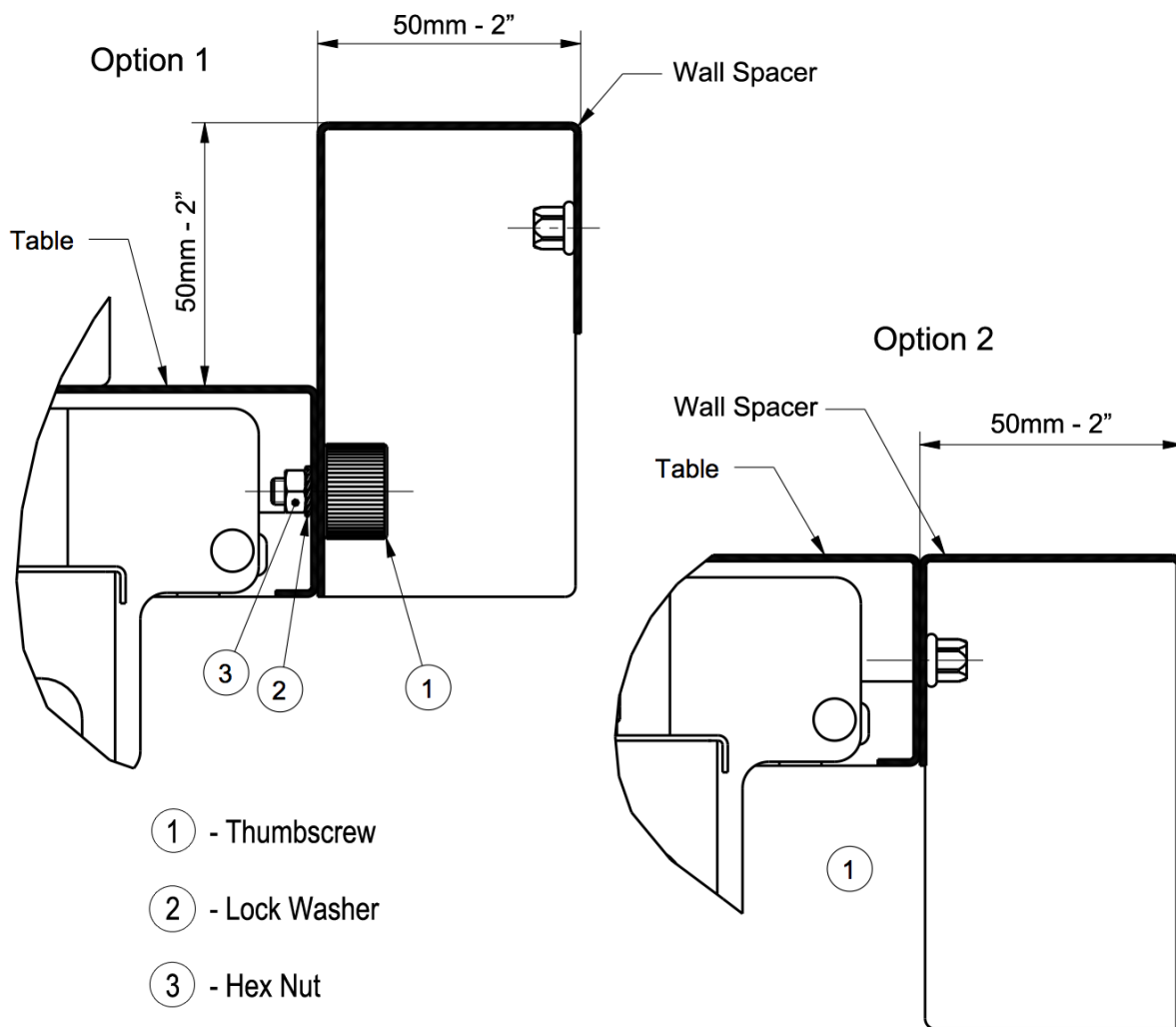
### Potfiller Positions:





## SPECIFICATIONS *VOUGEOT - VOLNAY*

DSD 50mm Wall Spacer (reversible):





## SPECIFICATIONS

### VOUGEOT - VOLNAY

#### **Layout (standard):**

5-burner cook's stove, 1 oven and 1 storage/warming cupboard GN 1/1 (Figure 1 & 2).

#### **Description:**

##### **Cooking surface and body panels:**

Enamelled steel or stainless body panels AISI 430. Press-formed cooking surface (stainless steel AISI 304) (Fig. 4 & 5).

**Standard Hob:** 5- Burners of different size and power individually controlled by a safety valve. Electronic ignition. TRADITION<sup>®</sup> model equipped with a 385 x 510 mm (15 <sup>3</sup>/<sub>16</sub>'' x 20 <sup>1</sup>/<sub>8</sub>'') heating plate (Figure 6).

**Power supply: 120 VAC 60Hz.**

#### **Gas oven:**

Enamelled sheet metal. Dimensions W x D x H: 535 mm (21 <sup>1</sup>/<sub>16</sub>'') x 465 mm (18 <sup>5</sup>/<sub>16</sub>'') x 300 mm (11 <sup>13</sup>/<sub>16</sub>''). 3 shelf level with 70 mm spacing, 69 liters / **2.44** ft<sup>3</sup>. Heating provided by thermostatically controlled burner, thermocouple safety cut-outs. Electrical ignition.

**Power supply: 120 VAC 60Hz.**

#### **Multifunction electric oven:**

Dimensions W x D x H: 535 (21 <sup>1</sup>/<sub>16</sub>'') x 420 (16 <sup>9</sup>/<sub>16</sub>'') x 265 (10 <sup>7</sup>/<sub>16</sub>''); 68 litres/ **2.40** ft<sup>3</sup>, 3 shelf level with 70 mm spacing

Electric grill with a rating of 2850 W

##### **Function static electric oven:**

One 1700 W element at the base and a peripheral 1200 W element in the roof which operate simultaneously. Thermostatically controlled roof and base heating elements, safety cut-out by safety thermostat.

**Rating: 2900 W – Power supply: 240 Volts 60Hz.**

##### **Function ventilated electric oven:**

Heating provided by one circular 2650 W element and one peripheral of 1200 W element.. Thermostatically controlled heating elements, safety cut-out by safety thermostat.

**Rating: 2650 W – Power supply: 240 Volts 60Hz.**

#### **Warming Cabinet (option)**

Insulated stainless internal lining (AISI 304). Heating provided by 950 W heating element underneath base. Controlled by thermostat selector switch, 90 to 230°F. Capacity: 72 plates, Ø 240 mm (9.5''). Dimensions: D x W x H: 530 mm (20 <sup>7</sup>/<sub>8</sub>'') x 325 mm (12 <sup>13</sup>/<sub>16</sub>'') x 490 mm (19 <sup>5</sup>/<sub>16</sub>''). 6 shelf level with 68 mm (2 <sup>11</sup>/<sub>16</sub>'').

**Rating: 1030 W – Power supply: 240 Volts 60Hz**

#### **Accessories (standard):**

Gas Oven: A wire rack, a drip pan, a pastry sheet.

Electric Oven: A wire rack, a drip pan, a wire broil/grill insert, a pastry sheet.

Warming Cabinet: Two wire racks

#### **Shipment-Packaging**

Unpack and check the appliance is in good condition. In case of damage, note any reservations on the delivery note and report them within 7 days to your retailer/distributor to be claimed on shippers insurance.

Appliance	Width	Depth	Height mm	Weight Gross/Net
LG 1051 G	1130 mm / 44.5''	760 mm / 29.9''	1050 mm / 41.3''	120 kg / 108 kg – 267 / 240



# SPECIFICATIONS VOUGEOT - VOLNAY

## **Gas connection:**

**1/2" ID NPT** (Sch 40) inlet, on male coupling (Figures 1, 3, 4 & 5). Sealant on all pipe joints must be resistive to LP gas. If used, a flex gas line for the gas supply must be metal of at least 1/2" ID NPT approved by an approved certifying agency (A.G.A., C.G.A., etc.) in compliance with ANSI Z21.41 and Z21.69. Never use a hose made of rubber or other synthetic material.

## **Gas supply:**

Appliance gas supplying can be switched, please refer to rating plate and marking at the rear of the appliance.

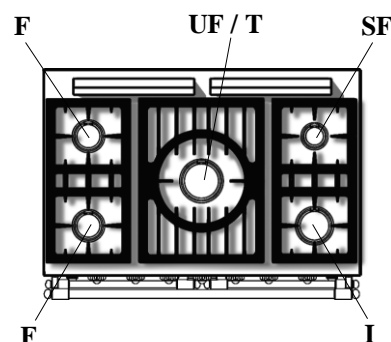
**If specified at the time of the order, the appliance is built to use the gas type specified. No further work is necessary.**

## **Pressures and hourly consumption:**

**>> Gas supply input pressure must be no higher than 0.5psi.**

Appliance gas supplying can be switched (table 1).

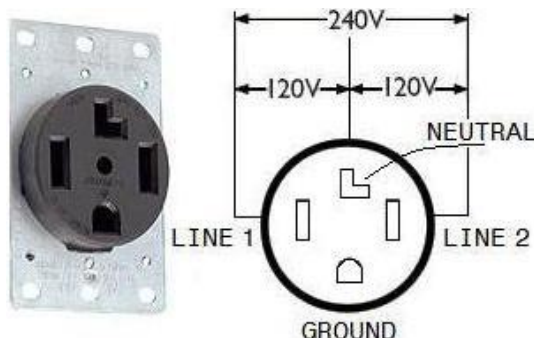
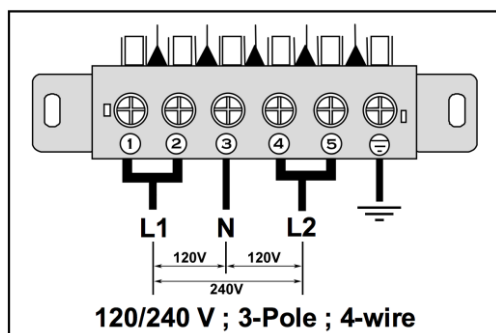
Table 1		
PRESSURE	6" WC	10" WC
GAS	Natural gas	G.P.L.
Burner	Btu / hr	Btu / hr
Oven	13,500	11,000
Ultra fast (UF) Tradition (T)	18,000	17,000
Intensive (I)	15,000	13,000
Fast (F)	11,000	10,000
Semi fast (SF)	5,000	5,000



## **Electrical connection:**

On terminal block at the rear of the appliance. Use flexible cord in accordance with standard N.E.C., AINSI/NEMA 70-1996 or latest edition (not cord provided) (Figures 1, 2, 3, 4 & 5).

**>> Appliance power cord is installed by importer/distributor. Do not remove installed power cord.**





## SPECIFICATIONS *VOUGEOT - VOLNAY*

### Power Specifications for Vougeot and Volnay (no Warming Cupboard) Ranges

VOUGEOT VOLNAY	Voltage (V)	Amperage (A)	Wattage (W)
ULG1051G	120 / 240	< 0.5	< 100
ULG1051E	120 / 240	12.1	2902
ULG1051CT	120 / 240	11.1	2652
ULCF1051G	120 / 240	< 0.5	< 100
ULCF1051E	120 / 240	12.1	2902
ULCF1051CT	120 / 240	11.1	2652

### Power Specifications for Vougeot and Volnay (+ETL001\*) Ranges

VOUGEOT VOLNAY +ETL001*	Voltage (V)	Amperage (A)	Wattage (W)
ULG1051G+ETL001	120 / 240	4.1	972
ULG1051E+ETL001	120 / 240	16.1	3852
ULG1051CT+ETL001	120 / 240	15.1	3602
ULCF1051G+ETL001	120 / 240	4.1	972
ULCF1051E+ETL001	120 / 240	16.1	3852
ULCF1051CT+ETL001	120 / 240	15.1	3602

\* ETL001 = one warming cupboard